

July 4, 2007

Making every day a better day



Fiscal 2007
Nine Month Revenues

www.sodexo.com



Forward Looking Statements



This document may contain “forward-looking statements” within the meaning of the United States Private Securities Litigation Reform Act of 1995. These include, but are not limited to, statements regarding anticipated future events and financial performance with respect to our operations. Forward-looking statements can be identified by the fact that they do not relate strictly to historical or current facts. They often include words like “believe,” “expect,” “anticipate,” “estimated,” “project,” “plan,” “pro forma,” and “intend” or future or conditional verbs, such as “will,” “would,” and “may.” Factors that could cause actual results to differ materially from expected results include, but are not limited to, those set forth in our Registration Statement on Form 20-F, as filed with the Securities and Exchange Commission (SEC), the competitive environment in which we operate, changes in general economic conditions and changes in the French, American and/or global financial and/or capital markets. Forward-looking statements represent management’s views as of the date they are made, and we assume no obligation to update any forward-looking statements for actual events occurring after that date. You are cautioned not to place undue reliance on our forward-looking statements.



Fiscal 2007 Nine Month Revenues Contents



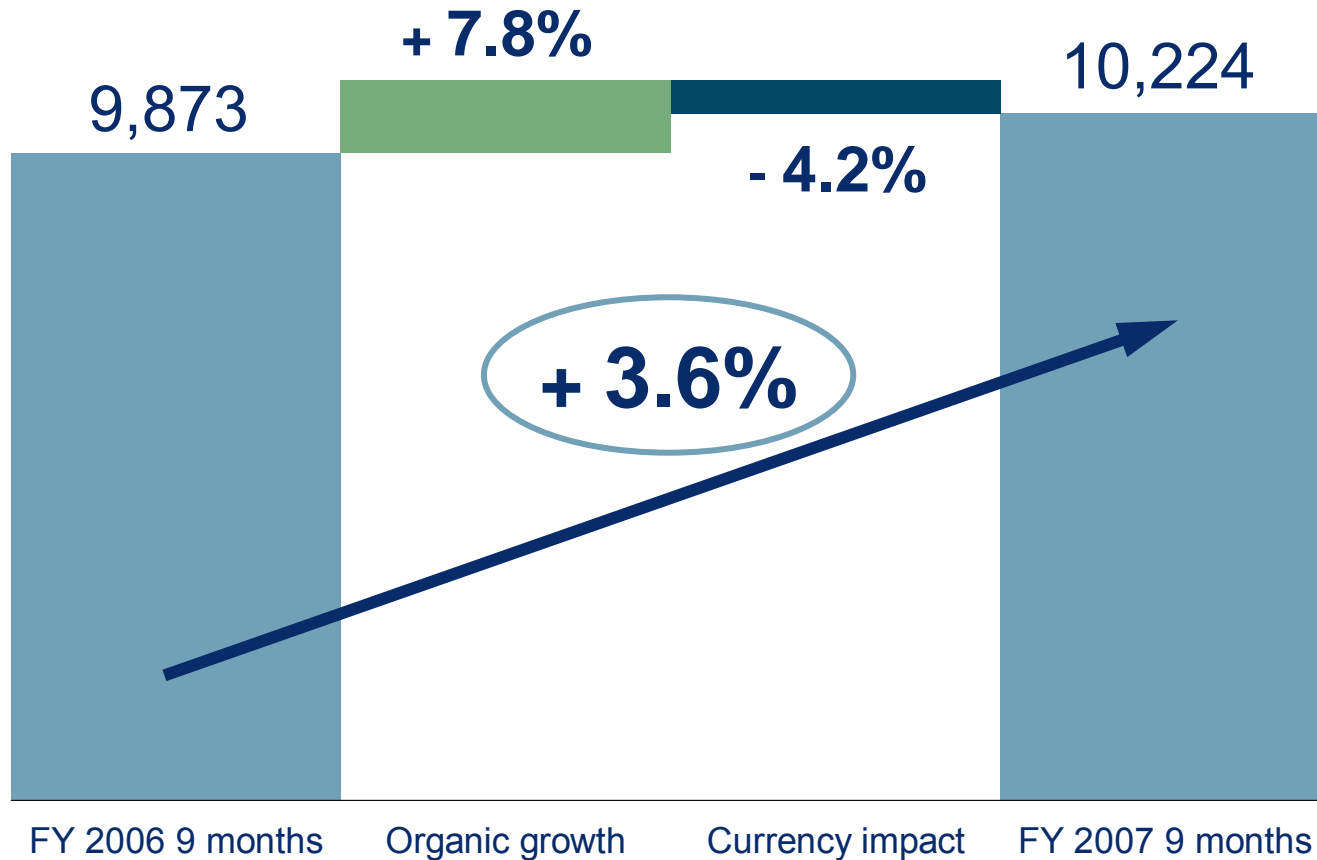
- 1. Highlights**
2. Analysis of organic growth
3. Group objectives for Fiscal 2007



- **Robust organic growth: + 7.8%**
- **Food and Facilities Management services: + 7.4%**
 - **Solid gains in Healthcare and Seniors: + 8.1%**
 - **Continuing strong growth in the Rest of the World: + 17.2%**
- **Momentum maintained in Service Vouchers and Cards, driven by innovative service offering: + 20.1%**
- **Negative 4.2% currency impact**

Revenue increase

Organic growth: + 7.8%



* The currency impact is calculated by applying the average exchange rates for the prior year comparable period to the current period's figures



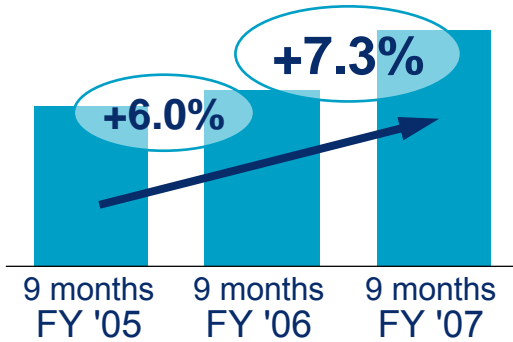
Fiscal 2007 Nine Month Revenues Contents



1. Highlights
2. **Analysis of organic growth**
3. Group objectives for Fiscal 2007

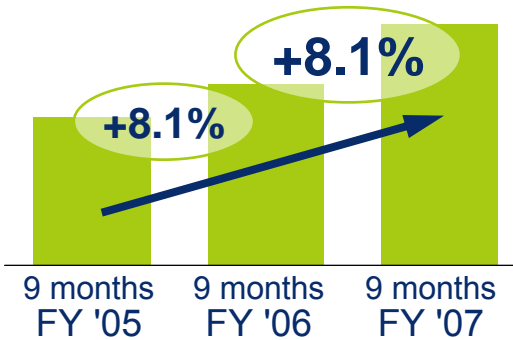


Food & Facilities Management Services Organic growth + 7.4%



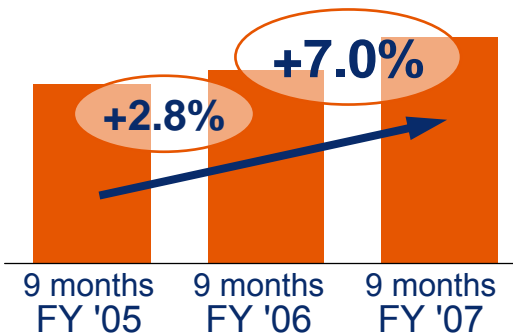
Business & Industry

- Solid comparable unit growth, especially in North America
- Double-digit growth in the Rest of the World



Healthcare and Seniors

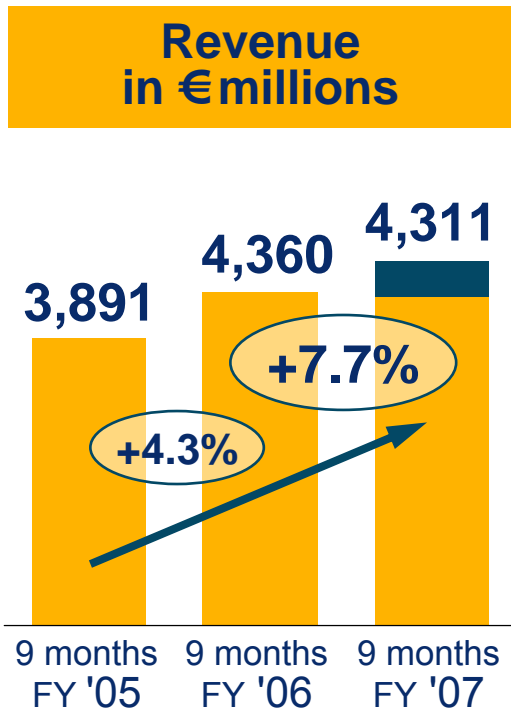
- Strong growth in all geographies



Education

- High activity level in North America





■ Negative currency impact

Accelerating organic growth

Business & Industry

+ 6.2%

- Improvement in client retention
- Comparable unit growth
- New contract wins

Healthcare and Seniors

+ 8.4%

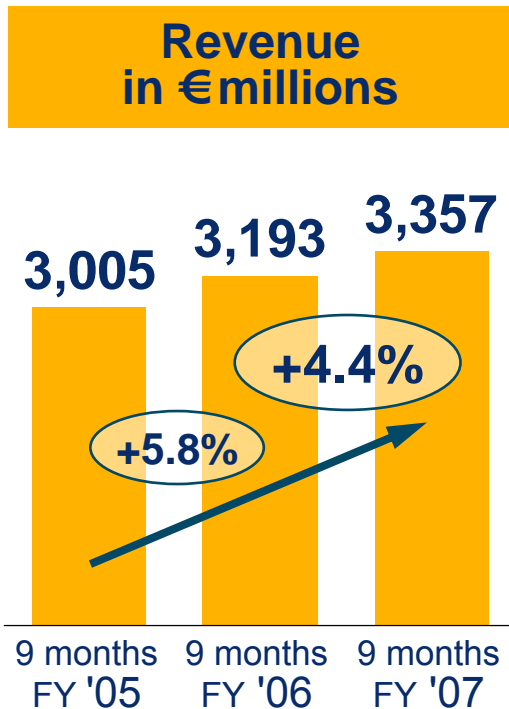
- Solid increase in comparable unit sales
- Well-adapted Facilities Management services offering

Education

+ 8.0%

- Increase in student enrollment
- Facilities Management project work in Universities

Varying performance across countries



Business & Industry

+ 3.2%

- Comparable unit sales growth in Spain, including in Facilities Management Services
- New contract wins in Central Europe
- Subdued performance in Italy and the Netherlands
- Start up of KLM Facilities Management contract

Healthcare and Seniors

+ 6.9%

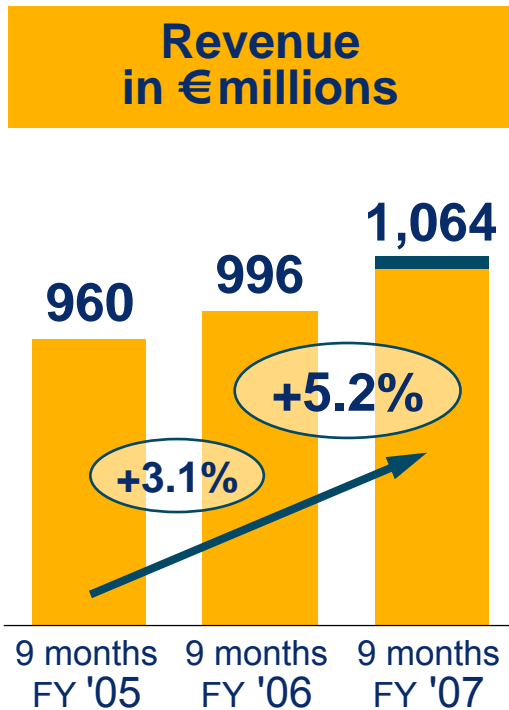
- Solid growth in comparable unit sales
- New contracts in Spain, Germany and Sweden

Education

+ 5.0%

- Improved client retention in Fiscal 2006
- Growth in Germany, Italy and Sweden





■ Negative currency impact

Continuing solid growth momentum

Business & Industry

+ 5.7%

- Defense contracts signed in 2006 now fully operational

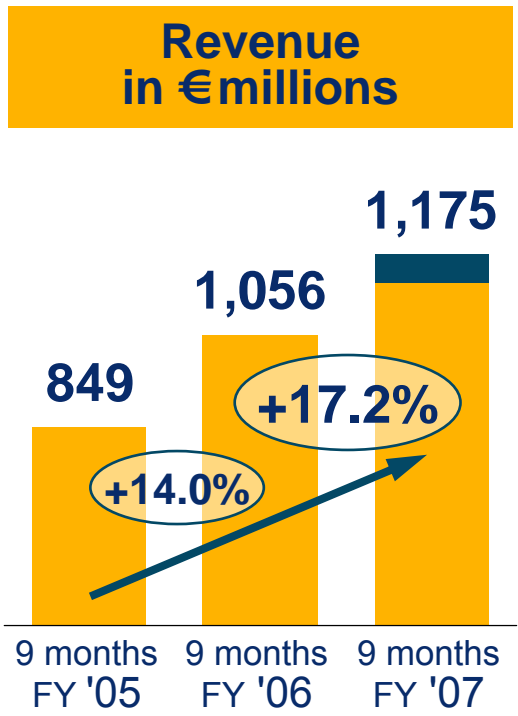
Healthcare & Seniors

+ 9.6%

- Ramp-up of new contracts (PFI, Nuffield)

Education

- 3.2%



■ Negative currency impact

Continued double-digit growth

Latin America and Australia

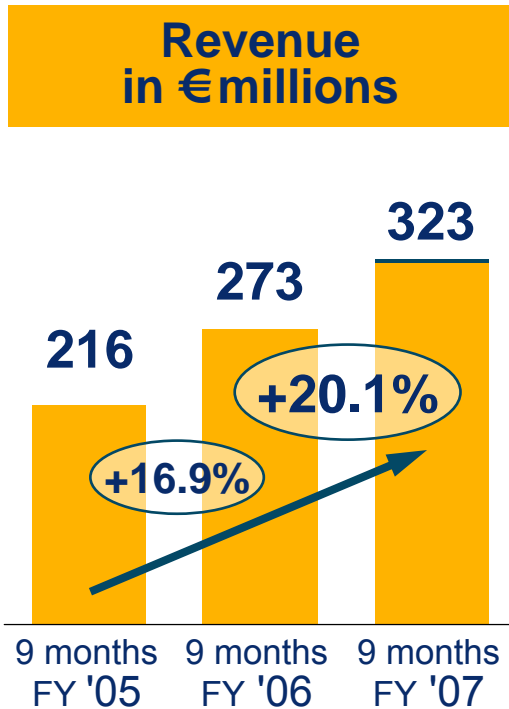
- Strong demand in mining

Remote Sites

- High level of activity in the Middle East and in Africa

Asia

- Ongoing rapid growth in China and in India



Issue volume

€5.6 billion

Growth in issue volume

17.9%

Ongoing impressive growth

Main driver : issue volume

- Revenue growth exceeding 20% in Latin America
- Development of gift and assistance vouchers

■ Negative currency impact

Fiscal 2007 Nine Month Revenues Contents



1. Highlights
2. Analysis of organic growth
3. **Group objectives for Fiscal 2007**



The Group is able to manage current inflationary pressures through the effects of productivity programs on food and labor costs

For the current fiscal year, Sodexho confirms the following objectives:

- **Organic revenue growth exceeding 7%,**
- **Operating profit growth of around 12%*,
excluding currency impact**

** Versus Fiscal 2006 comparable underlying operating profit of 577 million euros, excluding the gain on disposition of Spirit Cruises and the US litigation provision release*